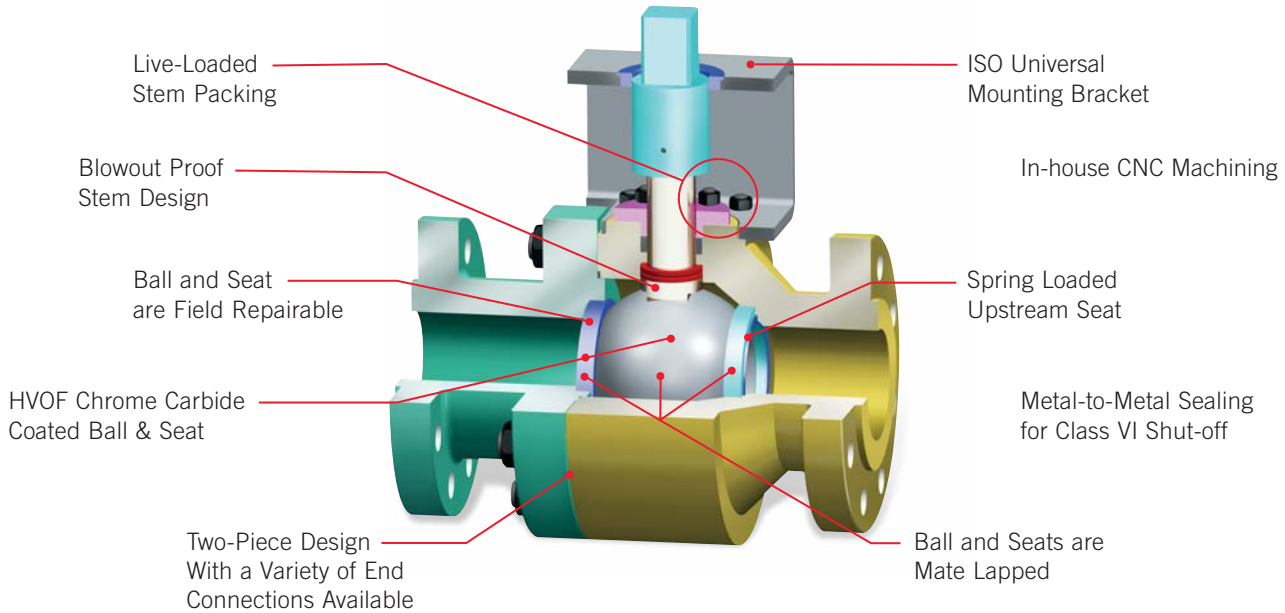


PBV® Z2

Two-Piece metal seated ball valves for severe service applications including Chemical, Petro-Chemical, Abrasives, etc.

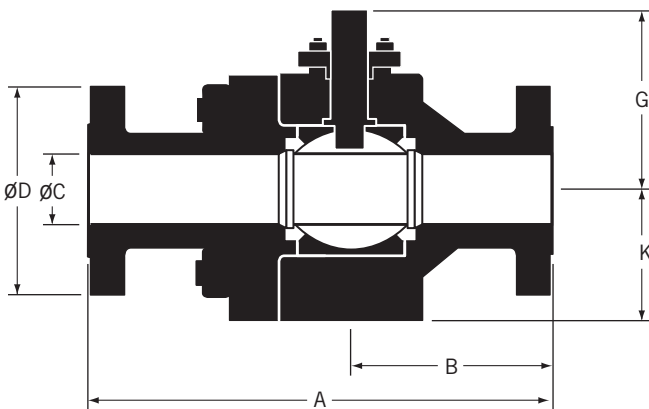
- 1/2"-24" Nominal Pipe Size
- 150-2500 ANSI Class
- Standard and Full Port
- Available in SW, BW, FLF, RTJ, Hub and NPT Ends
- Materials: A-105, F-22, F-91, 316, Others Upon Request
- Uni or Bi-directional



Rugged Design For All of Your Industrial Applications

PBV's Series Z2 Metal Seated Severe Service Ball Valve is designed for dependable performance in critical service industrial applications including Oil & Gas Refining, Petroleum & Petro Chemical production and many others.

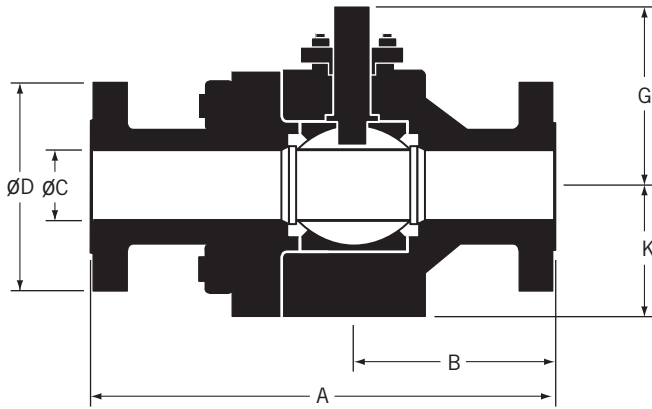
Union Tech offers the Z2 Severe Service Ball Valve in a variety of sizes and materials to meet your specific application requirements. Contact your PBV® Union Tech Representative today for more information about PBV® Severe Service Ball Valves.



Class 150 Dimensional Data

Size (in.)	A	B	øC	øD	G	K
1/2	4.25	2.00	0.50	3.50	2.75	2.38
3/4	4.62	2.38	0.75	3.88	3.00	2.50
1	5.00	2.63	1.00	4.25	4.88	3.00
1 1/2	6.50	2.88	1.50	5.00	5.25	3.13
2	7.00	3.25	2.00	6.00	6.00	3.38
3	8.00	4.00	3.00	7.50	7.00	4.50
4	9.00	3.75	4.00	9.00	8.25	5.00
6	15.50	7.50	6.00	11.00	11.50	7.75
8	18.00	9.25	8.00	13.50	15.00	9.50
10	21.00	10.75	10.00	16.00	17.75	11.50
12	24.00	12.00	12.00	19.00	19.00	12.25
14	27.00	13.50	13.25	21.00	21.50	14.50
16	30.00	15.00	15.25	23.50	22.00	15.50
18	34.00	17.00	17.25	25.00	30.00	17.50
20	36.00	18.00	19.25	27.50	34.00	21.00
24	42.00	22.00	23.25	32.00	40.00	25.00

NOTE: Z2 Sizes are estimated. Contact factory for verification when ordering.



Class 300 Dimensional Data

Size (in.)	A	B	ØC	ØD	G	K
1/2	5.50	2.25	0.50	3.75	2.75	2.38
3/4	6.00	2.50	0.75	4.62	3.00	2.50
1	6.50	2.75	1.00	4.88	4.88	3.00
1 1/2	7.50	3.00	1.50	6.12	5.25	3.13
2	8.50	3.75	2.00	6.50	6.00	3.38
3	11.12	4.75	3.00	8.25	7.00	4.50
4	12.00	5.38	4.00	10.00	8.25	5.00
6	15.88	7.75	6.00	12.50	11.50	7.75
8	19.75	9.25	8.00	15.00	15.00	9.50
10	22.38	12.00	10.00	17.50	17.75	11.50
12	25.50	13.00	12.00	20.50	19.00	12.25
14	30.00	16.00	13.25	23.00	21.50	15.25
16	33.00	16.50	15.25	25.50	24.50	15.50
18	36.00	18.00	17.00	28.00	30.00	17.50
20	39.00	20.00	19.00	30.50	37.00	21.00
24	45.00	23.00	23.00	36.00	42.00	25.00

Class 600 Dimensional Data

Size (in.)	A	B	ØC	ØD	G	K
1/2	6.50	2.75	0.50	3.75	2.75	2.38
3/4	7.50	3.50	0.75	4.62	3.00	2.50
1	8.50	4.25	1.00	4.88	3.00	3.00
1 1/2	9.50	4.75	1.50	6.12	5.25	3.50
2	11.50	5.00	2.00	6.50	6.00	3.75
3	14.00	6.00	3.00	8.25	7.00	4.75
4	17.00	7.75	4.00	10.75	8.25	5.00
6	22.00	9.00	6.00	14.00	11.50	8.00
8	26.00	12.25	7.87	16.50	15.88	10.25
10	31.00	14.00	9.75	20.00	18.00	11.50
12	33.00	16.00	11.75	22.00	20.00	12.25
14	35.00	17.50	12.87	23.75	24.00	16.00
16	39.00	20.25	14.75	27.00	26.00	16.00
18	43.00	22.50	16.50	29.25	32.00	18.00
20	47.00	23.75	18.25	32.00	38.00	21.00
24	55.00	28.00	22.00	37.00	44.00	25.00

Class 900 Dimensional Data

Size (in.)	A	B	ØC	ØD	G	K
1/2	9.00	4.50	0.50	4.75	2.75	3.00
3/4	9.00	4.50	0.69	5.12	3.00	3.00
1	10.00	5.00	0.87	5.88	4.88	3.00
1 1/2	12.00	6.00	1.37	7.00	5.25	4.31
2	14.50	6.50	1.87	8.50	6.00	4.50
3	15.00	7.00	2.87	9.50	7.00	5.00
4	18.00	7.50	3.87	11.50	8.25	6.75
6	24.00	9.50	5.75	15.00	11.50	9.00
8	29.00	14.00	7.50	18.50	15.00	11.50
10	33.00	16.00	9.37	21.50	17.75	13.75
12	38.00	18.00	11.12	24.00	19.00	15.50

Class 1500 Dimensional Data

Size (in.)	A	B	ØC	ØD	G	K
1/2	9.00	4.50	0.50	4.75	4.75	3.00
3/4	9.00	4.50	0.69	5.12	4.75	3.00
1	10.00	5.00	0.87	5.88	4.75	3.00
1 1/2	12.00	6.00	1.37	7.00	7.50	3.50
2	14.50	6.50	1.87	8.50	8.25	4.38
3	18.50	8.50	2.75	10.50	9.50	5.50
4	21.50	9.75	3.62	12.25	12.13	7.25
6	27.75	11.00	5.37	15.50	17.50	10.00
8	32.75	14.00	7.00	19.00	20.00	12.50
10	39.00	16.00	8.75	23.00	21.00	15.50
12	44.50	19.00	10.37	26.50	24.00	14.00

Class 2500 Dimensional Data

Size (in.)	A	B	ØC	ØD	G	K
1/2	9.00	4.50	0.44	5.25	4.75	3.00
3/4	9.00	4.50	0.56	5.50	4.75	3.00
1	10.00	5.00	0.75	6.25	4.75	3.00
1 1/2	12.00	6.00	1.12	8.00	7.00	4.50
2	17.75	7.25	1.50	9.25	9.00	6.00
3	22.75	10.00	2.25	12.00	11.75	8.50
4	26.50	11.00	2.87	14.00	13.25	7.50
6	36.00	13.00	4.37	19.00	15.00	11.00
8	40.25	14.50	5.75	21.75	24.00	13.00
10	50.00	19.00	7.25	26.50	26.00	13.50
12	56.00	22.00	8.62	30.00	28.00	18.50

NOTE: Z2 Sizes are estimated. Contact factory for verification when ordering. Sizes 14"-24" are available upon request.